



### District Report Card: 2017


<b>State:</b> Haryana	<b>District:</b> Ambala
<b>Class:</b> 8	<b>Subject:</b> Mathematics
<b>Schools:</b> 50	<b>Students:</b> 1012


### Participation/Coverage


#### Students

<div>GENDER</div> <div></div>	Boys		Girls	
	Number	%	Number	%
	489	48.32	523	51.68

<div>AREA</div> <div></div>	Rural		Urban	
	Number	%	Number	%
	780	77.08	232	22.92

<div>CATEGORY</div> <div></div>	SC		ST		OBC		GEN	
	Number	%	Number	%	Number	%	Number	%
	480	47.43	6	0.59	350	34.58	176	17.39

<div>CWSN</div> <div></div>	LD	VI	HI	S&LD	ID	Oth
	1	0	3	4	3	3

<div>Management</div> <div></div>	Government		Government-aided	
	Number	%	Number	%
	866	85.57	146	14.43

### Average Performance of Students in Mathematics (%)

Overall	Gender		Area		Management		Social Group			
	Male	Female	Rural	Urban	Govt.	Aided	SC	ST	OBC	GEN
29.89	28.41	31.28	29.27	31.98	29.92	29.77	29.38	26.67	30.74	29.73

## Performance on Learning Outcomes (LOs)

Learning Outcomes	Description	Average Performance(%)
M601	Solves problems involving large numbers by applying appropriate operations	23.64
M606	Solves problems on daily life situations involving addition and subtraction of fractions / decimals	28.08
M620	Finds out the perimeter and area of rectangular objects in the surroundings like floor of the class room, surfaces of a chalk box etc.	25.22
M621	Arranges given/collected information in the form of table, pictograph and bar graph and interprets them	21.41
M702	Interprets the division and multiplication of fractions	31.23
M705	Solves problems related to daily life situations involving rational numbers	24.80
M706	Uses exponential form of numbers to simplify problems involving multiplication and division of large numbers	21.08
M707	Adds/subtracts algebraic expressions	29.55
M710	Solves problems related to conversion of percentage to fraction and decimal and vice versa	17.41
M717	Finds out approximate area of closed shapes by using unit square grid/graph sheet	27.07
M719	Finds various representative values for simple data from her/his daily life contexts like mean, median and mode	46.65
M721	Interprets data using bar graph	43.13
M801	Generalizes properties of addition, subtraction, multiplication and division of rational numbers through patterns	28.43
M802	Finds rational numbers between two given rational numbers	31.72
M803	Proves divisibility rules of 2, 3, 4, 5, 6, 9 and 11	44.44
M804	Finds squares, cubes, square roots and cube roots of numbers using different methods	30.37
M808	Uses various algebraic identities in solving problems of daily life	45.07
M812	Verifies properties of parallelogram and establishes the relationship between them through reasoning	26.54
M818	Finds surface area and volume of cuboidal and cylindrical object	13.35
M819	Draws and interprets bar charts and pie charts	27.77

Range of Performance of Students who Answered Correctly							
Below 30%		30% - 50%		50% - 75%		Above 75%	
Number	%	Number	%	Number	%	Number	%
566	55.93	328	32.41	113	11.17	5	0.49

## Lowest Performing Learning Outcomes (LOs)

- 1 - Finds surface area and volume of cuboidal and cylindrical object (13.35)
- 2 - Solves problems related to conversion of percentage to fraction and decimal and vice versa (17.41)
- 3 - Uses exponential form of numbers to simplify problems involving multiplication and division of large numbers (21.08)

- 4 - Arranges given/collected information in the form of table, pictograph and bar graph and interprets them (21.41)
- 5 - Solves problems involving large numbers by applying appropriate operations (23.64)